

Installation Instructions

Mitosis #1

Part # SC003



ID SCULPTURE

PLAY. CLIMB. EXPLORE.

Specifications: Mitosis #1

- Material: GFRF Concrete with Structural Foam and Steel
- Approximate Uninstalled Size: 10'-11" x 7'-4" x 9'-3" Tall
- Approximate Weight: 5,000 Lbs
- Maximum Fall Height: 7'-11" (with 1' of protective surfacing)
- Age Group: 5-12 Years Old

591 South Boulevard Street
Gunnison, Colorado 81230
info@idsculpture.com
970-641-1747

Required Parts (included):

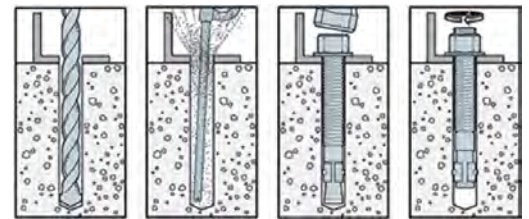
- Mitosis #1 GFRF Sculpture
- 1" Lifting Studs: 2ct
- 3/4" x 8-1/2" SS Wedge Anchor: 8ct
- Pick Point Plugs: 2ct
- Epoxy Cup
- "Mitosis #1" Drawing Set

Important Notes:

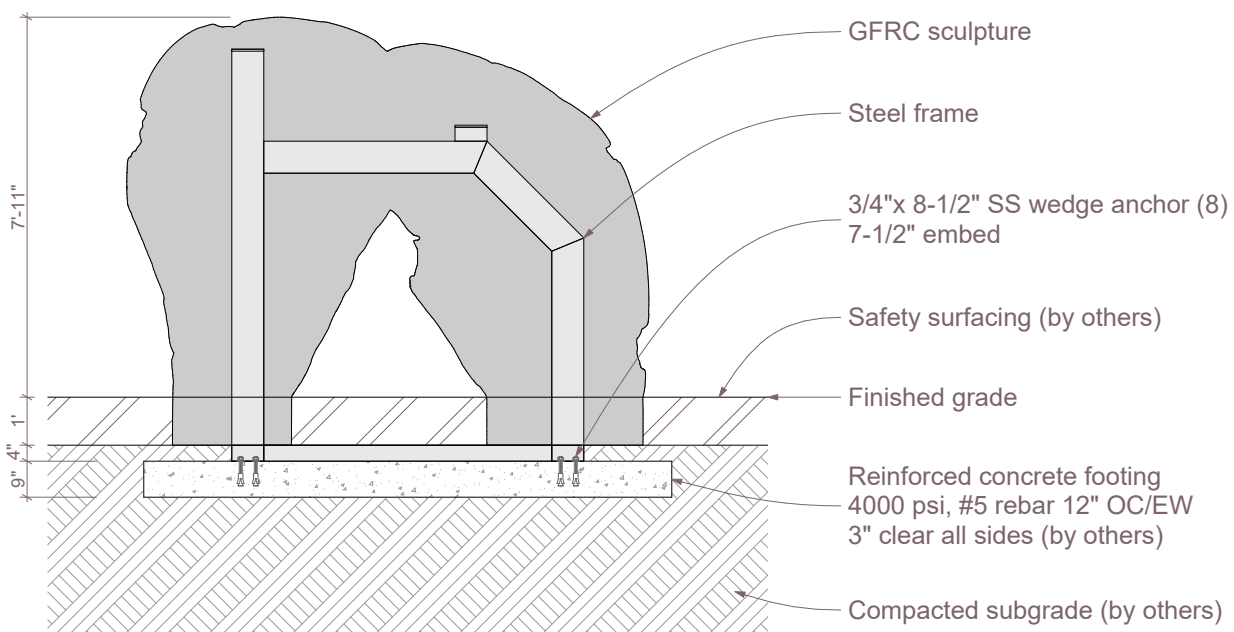
- *Warning: Installation over a hard surface such as asphalt, or packed earth may result in serious injury or death from falls.*
- *It is the responsibility of the installer to ensure all components are installed in compliance with ASTM F-1487.*
- *All site built footings should be allowed to cure for a minimum of 48 hours prior to installation.*

Recommended Equipment (not included):

- Hammer Drill
- 3/4" x 10" Concrete Drill Bit
- Air Compressor
- Hammer
- 1-1/8" Wrench
- 3/8" x 6' Chain: 2ct
- Large Adjustable Crescent Wrench
- Lift: Reach Type Forklift 6,000lb Capacity or Crane



Typical Wedge Anchor Installation



Section

Installation Instructions

Mitosis #1

Part # SC003

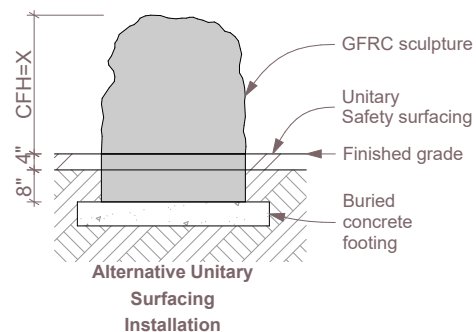
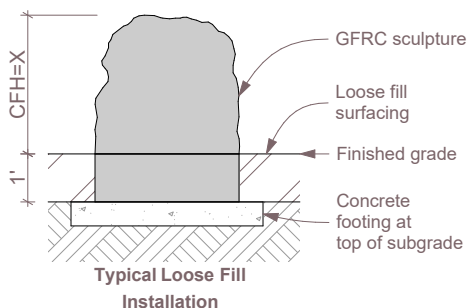


591 South Boulevard Street
Gunnison, Colorado 81230
info@idsculpture.com
970-641-1747

PRE-INSTALL CHECKLIST

Please review prior to ordering and installing ID Sculpture products.

- ☐ 1. Verify that you have the recommended lifting equipment to unload and install your component, as specified by the installation instructions. Please check the installation instructions for the weight of each component and shipping dimensions.
- ☐ 2. Develop a proper plan to access the site and control access prior to opening.
- ☐ 3. Call your local utilities to locate any potential existing below grade equipment?
- ☐ 4. FOR ALL SCULPTURES: Verify you have accounted for adjustments to the footing depth based on your choice of safety surfacing material. Footing depth must be adjusted to compensate for the depth/thickness requirements of the selected safety surfacing (*see diagrams below*). Layout drawings show the uninstalled dimensions of the component. If you require a modification to a standard component, please notify ID Sculpture when placing your order. *Additional charges may apply.*



*Critical Fall Height (CFH)

- ☐ 5. Verify that you have installed any required footings prior to the arrival of your sculptures. Please note, footings should be allowed to cure for a minimum of 7 days.

Important Safety Note:

Please install and maintain adequate protective surfacing under and around your equipment. Never let children play on the equipment before protective surfacing is installed. Please consult ASTM F1487 for more information.

Installation Instructions

Mitosis #1

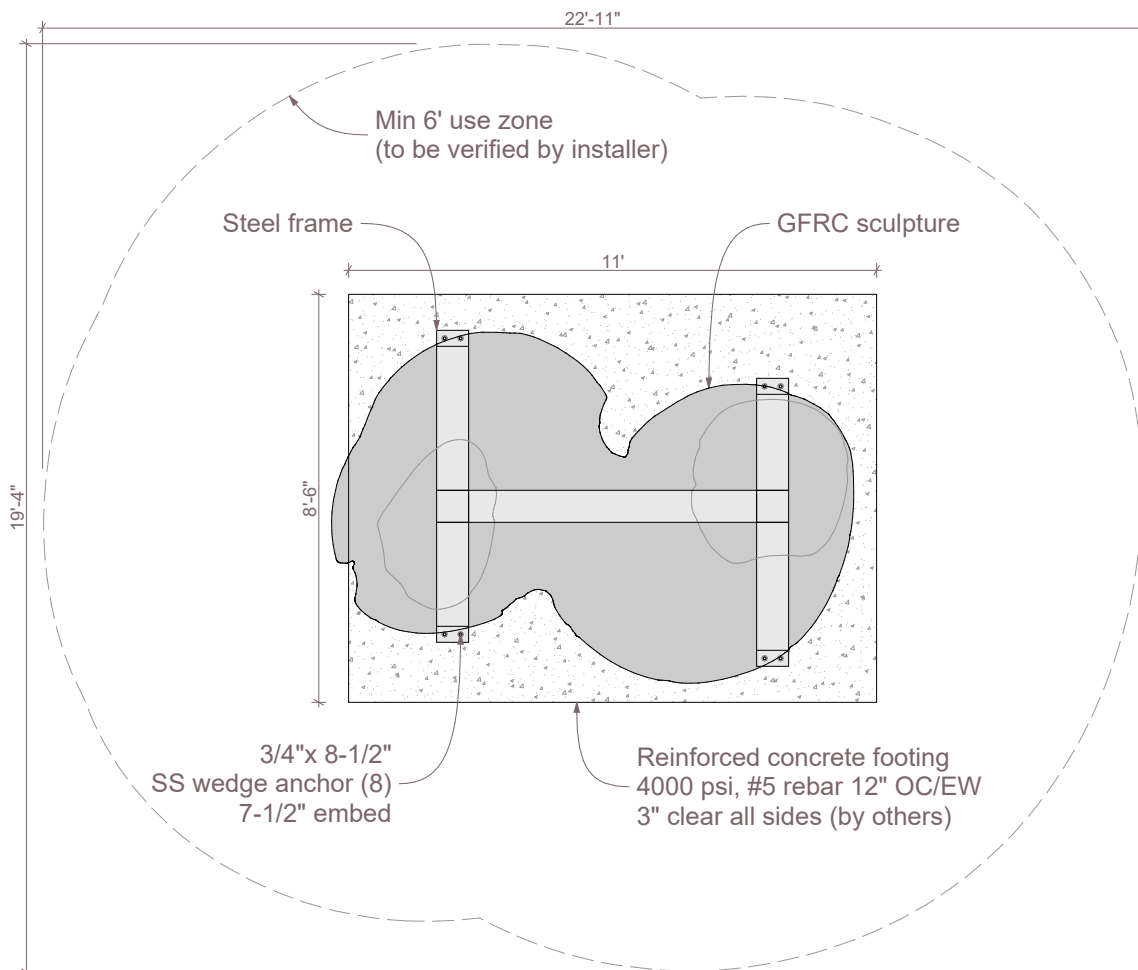
Part # SC003



Sculpture Installation:

591 South Boulevard Street
Gunnison, Colorado 81230
info@idsculpture.com
970-641-1747

1. Locate the footer based on the provided layout plan drawing.
2. Make sure that the bolt hanger / lifting eyes are securely attached to the bolts protruding from the base of the sculpture. Secure the lifting straps to bolt hangers using 1/2" quick links.
3. Lift the sculpture using an appropriate reach forklift or crane taking care to equalize the load on straps.
4. Set the sculpture in place on the footing, verify all use zones as defined by ASTM 1487 before drilling anchor holes.
5. Remove the bolt hangers and replace the nut over mounting brackets.
6. Drill through the holes in the mounting brackets and into the concrete slab with a 3/4" x 10" hammer drill bit to a minimum depth of 7-1/2", clean holes with compressed air and brush.
7. Install the stainless steel 3/4" x 8-1/2" wedge anchors and tighten.
8. Install resilient surfacing material in accordance with layout guidelines, and ASTM standards.



Plan

Installation Instructions

Mitosis #1

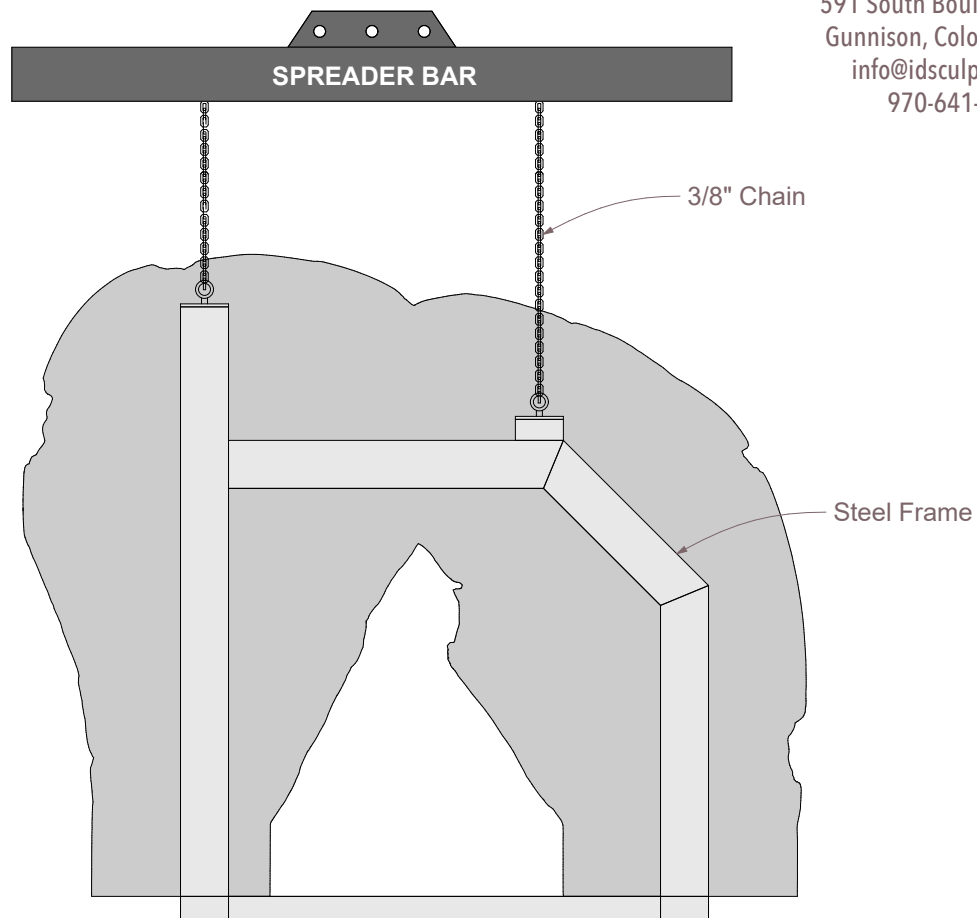
Part # SC003



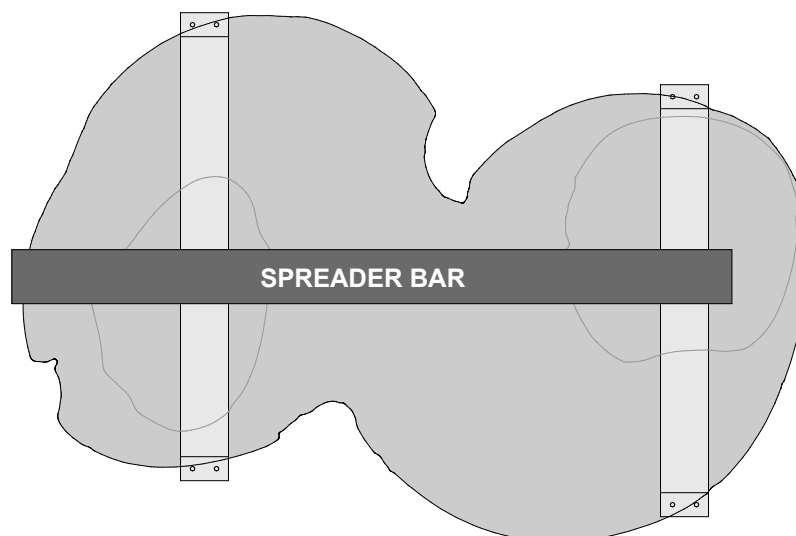
ID SCULPTURE

PLAY. CLIMB. EXPLORE.

591 South Boulevard Street
Gunnison, Colorado 81230
info@idsculpture.com
970-641-1747



Pick Diagram - Elevation



Pick Diagram - Plan